



RAJRATAN

OUTPERFORM

INDIA | THAILAND

www.rajratan.co.in

RGWL/16-17/

11th May, 2016

To,
Bombay Stock Exchange
Phiroze J.J. Tower
Dalal Street, Fort
MUMBAI – 400 001

Sub: Outcome of the Board meeting held on 11th May, 2016 and Audited Standalone and Consolidated Financial Results of the Company for the Quarter and year ended on 31st March, 2016

Scrip Code: 517522

Dear Sir,

We wish to inform you that the board of Directors has approved the Audited Standalone and Consolidated Financial Results of the Company for the Quarter and year ended on 31st March, 2016. Attached please find the Financial Results together with the Auditors Report thereon in accordance with Regulation 33 of SEBI (Listing Obligation & Disclosure Requirements) Regulation, 2015.

The Board of directors has recommended a dividend of Rs. 1.20 per equity share of face value of Rs. 10/- each (12%) subject to the approval by the members at the forth coming Annual General Meeting of the Company.

Kindly take the above information on your record.

Thanking You
Yours Faithfully
For **RAJRATAN GLOBAL WIRE LTD.**


SUNIL CHORDIA
MANAGING DIRECTOR
Encl: as above



RAJRATAN GLOBAL WIRE LIMITED

Regd. Office: Rajratan House, 11/2, Meera Path, Dhenu Market, Indore-452003, Madhya Pradesh, India. Tel.: +91-731-2546401 Fax: +91-731-2542534
Factory: 200-B, Sector-1, Pithampur-454775, Dist. Dhar, Madhya Pradesh, India. Tel.: +91-7292-253429, 253375 Fax: +91-7292-253357

RAJRATAN GLOBAL WIRE LTD

Regd. Office "Rajratan House" 11/2 Meera Path, Dhenu Market Indore (M.P) 452003 www.rajratan.co.in Email: investor.cell@rajratan.co.in


CIN NO. L27106MP1988PLC004778

STATEMENT OF AUDITED FINANCIAL RESULTS FOR QUARTER AND YEAR ENDED ON 31.03.2016.

PART-I

Rs. in Lacs (Except EPS)

S.No	Particulars	Standalone Quarter Ended			Standalone Year Ended		Consolidated Year Ended	
		31.03.2016	31.12.2015	31.03.2015	31.03.2016	31.03.2015	31.03.2016	31.03.2015
		Audited	Unaudited	Audited	Audited	Audited	Audited	Audited
1	Income from operations							
	(a) Net Sales / Income from Operations	4548.34	4305.66	6233.62	20666.42	23880.98	28226.50	27325.73
	(b) Other Operating Income	10.29	3.47	12.82	23.42	20.11	52.63	32.32
	Total income from operations (Net)	4558.63	4309.13	6246.44	20689.84	23901.09	28279.13	27358.05
2	Expenses							
	(a) Cost of materials consumed	2361.88	2608.21	2924.49	10508.32	12342.08	15633.50	17717.94
	(b) Purchases of stock-in-trade	(0.76)	5.03	1444.70	2366.90	5175.96	0.00	753.16
	(c) Changes in inventories of finished goods, Work-in-progress and Stock in Trade	123.34	(192.98)	98.82	345.46	(365.54)	755.48	(790.05)
	(d) Employee benefits expense	232.89	264.96	228.62	1036.63	996.03	1763.92	1737.14
	(e) Depreciation and amortisation expense	75.82	74.33	2.08	307.51	304.85	677.20	674.59
	(f) Other expenses	1013.28	1014.97	947.39	3977.67	3683.59	5933.68	5465.41
	Total expenses	3806.45	3774.52	5646.10	18542.49	22136.97	24763.78	25558.19
3	Profit / (Loss) from operations before other Income, Finance Cost and Exceptional items (1-2)	752.18	534.61	600.34	2147.35	1764.12	3515.35	1799.86
4	Other income	27.28	32.68	23.90	133.34	98.69	79.84	95.46
5	Profit / (Loss) from ordinary activities before Finance Cost and Exceptional items (3+4)	779.46	567.29	624.24	2280.69	1862.81	3595.19	1895.32
6	Finance costs	193.40	199.79	238.55	817.67	906.35	1469.46	1405.77
7	Profit / (Loss) from ordinary activities after finance costs but before exceptional items (5-6)	586.06	367.50	385.69	1463.02	956.46	2125.73	489.55
8	Exceptional items	0.00	0.00	0.00	0.00	0.00	0.00	0.00
9	Profit / (Loss) from ordinary activities before tax (7+8)	586.06	367.50	385.69	1463.02	956.46	2125.73	489.55
10	Tax expense	210.30	129.49	141.02	498.94	318.33	498.00	317.92
11	Net Profit / (Loss) from ordinary activities after tax (9-10)	375.76	238.01	244.67	964.08	638.13	1627.73	171.63
12	Extraordinary items (net of tax expenses)	0	0	0	0	0	0	0
13	Net Profit / (Loss) for the period (11 + 12)	375.76	238.01	244.67	964.08	638.13	1627.73	171.63
14	Share of profit / (loss) of associates	0	0	0	0	0	0	0
15	Minority interest	0	0	0	0	0	(19.24)	(9.75)
16	Net Profit / (Loss) after taxes, minority Interest and share of profit / (loss) of associates (13-14-15)	375.76	238.01	244.67	964.08	638.13	1646.97	181.38
17	Paid-up equity share capital of Rs 10/- each	435.18	435.18	435.18	435.18	435.18	435.18	435.18
18	Reserve excluding Revaluation Reserves as per Balance sheet of previous accounting year	8651.98		7750.75	8651.98	7750.75	6268.18	4685.45
19	Basic & Diluted Earnings per share							
	(a) before extraordinary Items	8.63	5.47	5.62	22.15	14.66	37.85	4.17
	(b) after extraordinary items	8.63	5.47	5.62	22.15	14.66	37.85	4.17



Statement of Assets and Liabilities as on 31.03.2016

Rs. In Lacs

	Particulars	Standalone Financials		Consolidated Financials	
		As At 31.03.2016	As At 31.03.2015	As At 31.03.2016	As At 31.03.2015
A	EQUITY AND LIABILITIES				
1	Shareholders' funds				
	(a) Share capital	435.18	435.18	435.18	435.18
	(b) Reserves and surplus	8,651.98	7,750.76	6,268.18	4,685.66
	Sub-total - Shareholders' funds	9,087.16	8,185.94	6,703.36	5,120.84
2	Minority Interest	0.00	0.00	39.12	58.35
3	Non-current liabilities				
	(a) Long-term borrowings	1,380.00	1,759.82	1,397.56	2,675.76
	(b) Deferred tax liabilities (net)	803.93	808.26	818.38	823.20
	Sub-total - Non-current liabilities	2,183.93	2,568.08	2,215.94	3,498.96
4	Current liabilities				
	(a) Short-term borrowings	3,163.88	4,327.17	6,986.25	8,114.93
	(b) Trade payables	694.62	2,812.22	2,635.59	3,307.76
	(c) Other current liabilities	808.79	746.29	1,643.55	1,904.97
	(d) Short-term provisions	201.76	87.66	217.44	89.59
	Sub-total - Current liabilities	4,869.05	7,973.34	11,482.83	13,417.25
	TOTAL - EQUITY AND LIABILITIES	16,140.14	18,727.36	20,441.25	22,095.40
B	ASSETS				
1	Non-current assets				
	(a) Fixed assets				
	(i) Tangible Assets	3,976.97	4,057.46	10,251.61	10,271.74
	(ii) Intangible Assets	0.00	0.00	8.65	11.62
	(iii) Capital work -In-Progress	280.34	29.93	280.34	78.47
	(b) Goodwill on Consolidation	0.00	0.00	7.49	7.49
	(c) Non-current investments	3,892.57	3,892.57	0.03	0.03
	(d) Long-term loans and advances	1,093.34	1,117.83	226.43	461.35
	Sub-total - Non-current assets	9,243.22	9,097.79	10,774.55	10,830.70
2	Current assets				
	(a) Current Investment	0.00	0.00	0.00	0.00
	(b) Inventories	1,517.15	2,049.36	2,967.68	3,849.86
	(c) Trade receivables	4,668.87	6,555.17	5,789.81	6,075.95
	(d) Cash and Bank Balances				
	(i) Cash & Cash equivalents	2.90	303.08	6.19	307.68
	(ii) Other Bank Balances	264.82	235.39	282.34	252.51
	(e) Short-term loans and advances	436.00	484.23	612.22	775.09
	(f) Other current assets	7.18	2.34	8.46	3.61
	Sub-total - Current assets	6,896.92	9,629.57	9,666.70	11,264.70
	TOTAL ASSETS	16,140.14	18,727.36	20,441.25	22,095.40

Smit



Audited Segment wise Revenue, Results and Capital Employed as on 31.03.2016


Rs. In Lacs

Sr.No.	Particulars	Standalone Quarter Ended			Standalone Year Ended		Consolidated Year Ended	
		Audited	Unaudited	Audited	Audited		Audited	
		31.03.2016	31.12.2015	31.03.2015	31.03.2016	31.03.2015	31.03.2016	31.03.2015
1	Segment Revenue							
	a) Bead Wire Segment	4548.34	4305.66	6233.62	20666.42	23880.98	27883.39	26704.35
	b) Wire Drawing Machinery & Tools	0.00	0.00	0.00	0.00	0.00	710.18	688.50
	Total	4548.34	4305.66	6233.62	20666.42	23880.98	28593.57	27392.85
	Less: Inter Segment Revenue							
	a) Bead Wire Segment						10.92	5.61
	b) Wire Drawing Machinery & Tools						356.15	61.51
	Net Sales / Income from Operation	4548.34	4305.66	6233.62	20666.42	23880.98	28226.50	27325.73
2	Segment Results							
	a) Bead Wire Segment	779.46	567.29	624.24	2280.69	1862.81	3630.71	1900.96
	b) Wire Drawing Machinery & Tools	0.00	0.00	0.00	0.00	0.00	(35.52)	(5.64)
	Total	779.46	567.29	624.24	2280.69	1862.81	3595.19	1895.32
	Less: Interest & Financial Charges	193.40	199.79	238.55	817.67	906.35	1469.46	1405.77
	Total Profit / (Loss) before Tax	586.06	367.50	385.69	1463.02	956.46	2125.73	489.55
3	Capital Employed (Segment Assets - Segment Liabilities)							
	a) Bead Wire Segment				9087.16	8185.94	6582.46	4939.81
	b) Wire Drawing Machinery & Tools				0.00	0.00	120.90	181.03
	Total				9087.16	8185.94	6703.36	5120.84

Notes:

- The above results have been reviewed by the Audit Committee and taken on record by Board of Directors in its meeting held on 11th May 2016
- The Consolidated financial results includes results of Rajratan Global Wire Limited & Its subsidiaries, Rajratan Thai Wire Limited & Swaraj Technocraft Pvt. Limited
- "Windmill" is not a reportable segment, as per AS-17 "Segment Reporting". As the power generated by windmill is exclusively used for captive consumption in bead wire, the financial result of "Windmill" segment have been included in "Bead Wire" segment.
- 4,50,000 equity shares of promoters are pledged/encumbered for raising loans for the company.
- The Board has recommended, subject to the approval of shareholders, dividend of Rs. 1.20/- (Rupee One & Paise Twenty Only) per equity share.
- Previous period figures have been regrouped, reworked, wherever necessary.

By Order of the Board


Sunil Chordia
 Managing Director

Place : Indore
Date : 11th May 2016



FADNIS & GUPTE

CHARTERED ACCOUNTANTS

B-14, Ratlam Kothi, Kanchan Bagh Main Road, Indore-452 001 (M.P.) INDIA

Phone : 0731-2514448, 2527716, Fax : 0731-2528730

E-mail : mail@fngca.com

Independent Auditors Report

To Board of Directors of


Rajratan Global Wire Limited

We have audited the Statement of Consolidated Financial Results of Rajratan Global Wire Limited (‘the Holding Company’) and subsidiary (collectively referred to as ‘the Group’) for the year ended March, 31 2016 (‘the Statement’) , being submitted by the Holding Company pursuant to the requirement of Regulation 33 of the SEBI (Listing Obligations and Disclosure Requirements) Regulations, 2015. This Statement, which is the responsibility of the Holding Company’s Management and approved by the Board of Directors, has been prepared on the basis of the related consolidated financial statements which is in accordance with the Accounting Standards prescribed under section 133 of the Companies Act, 2013, as applicable and other accounting principles generally accepted in India. Our responsibility is to express an opinion on the statement.

We conducted our audit in accordance with the auditing standards generally accepted in India. Those standards require that we plan and perform the audit to obtain reasonable assurance about whether the financial results are free of material misstatement. An audit includes examining, on a test basis, evidence supporting the amounts disclosed as financial results. An audit also includes assessing the accounting principles used and significant estimates made by management. We believe that our audit provides a reasonable basis for our opinion.

We believe that the audit evidence we have obtained is sufficient and appropriate to provide a basis for our audit opinion.

We did not audit the financial statements of a subsidiary included in the consolidated financial results, whose consolidated financial statements reflect total assets of Rs. 86,86,32,816/-as at March 31, 2016 as well as the total revenue of Rs.95,68,31,837 for the year ended March 31, 2016. This financial statements have been audited by other auditors whose report has been furnished to us, and our opinion on the Statement, in so far it relates to the amounts and disclosures included in respect of this subsidiary is based solely on the report of the other auditors.




In our opinion and to the best of our information and according to the explanations given and based on the consideration of the report of the other auditors referred to in paragraph 3 above, the Statement:

- (i) include the financial results of

Swaraj Technocrafts Private Limited
Rajratan Thai Wire Co. Ltd
- (ii) is presented in accordance with the requirements of Regulation 33 of the SEBI (Listing Obligations and Disclosure Requirements) Regulations, 2015 in this regard;
- (iii) Give a true and fair view of the consolidated net profit and other financial information for the quarter ended March 31, 2016 as well as the consolidated year to date results for the period from April 1, 2015 to March 31, 2016.

Place of Signature: Indore
Date: 11.05.2016

For Fadnis & Gupte
Chartered Accountants
FRN 006600C

CA Vikram Gupte)
Partner
(MNo. 074814)



FADNIS & GUPTE

CHARTERED ACCOUNTANTS

B-14, Ratlam Kothi, Kanchan Bagh Main Road, Indore-452 001 (M.P.) INDIA

Phone : 0731-2514448, 2527716, Fax : 0731-2528730

E-mail : mail@fngca.com

Independent Auditors Report

To Board of Directors of

Rajratan Global Wire Limited

We have audited the quarterly financial results of Rajratan Global Wire Limited ('the company') for the quarter ended March 31, 2016 and the year to date results for the period April 1, 2015 to March 31 2016 attached herewith, being submitted by the company pursuant to the requirement of Regulation 33 of the SEBI (Listing Obligations and Disclosure Requirements) Regulations, 2015. These quarterly financial results as well as the year to date financial results have been prepared on the basis of the interim financial statements, which are the responsibility of the Company's management. Our responsibility is to express an opinion on these financial results based on our audit of such interim financial statements, which have been prepared in accordance with the recognition and measurement principles laid down in Accounting Standard for Interim Financial Reporting (AS 25), prescribed, under Section 133 of the Companies Act, 2013 read with relevant rules issued thereunder; or by the Institute of Chartered Accountants of India, as applicable and other accounting principles generally accepted in India.

We conducted our audit in accordance with the auditing standards generally accepted in India. Those standards require that we plan and perform the audit to obtain reasonable assurance about whether the financial results are free of material misstatement(s). An audit includes examining, on a test basis, evidence supporting the amounts disclosed as financial results. An audit also includes assessing the accounting principles used and significant estimates made by management. We believe that our audit provides a reasonable basis for our opinion.



In our opinion and to the best of our information and according to the explanations given to us these quarterly financial results as well as the year to date results:

- (i) have been presented in accordance with the requirements of Regulation 33 of the SEBI (Listing Obligations and Disclosure Requirements) Regulations, 2015 in this regard; and




- (ii) give a true and fair view of the net profit and other financial information for the quarter ended March 31, 2016 as well as the year to date results for the period from April 1, 2015 to March 31, 2016.

Place of Signature: Indore
Date: 11.05.2016


For Fadnis & Gupte
Chartered Accountants
FRN 006600C

(CA. Vikram Gupte)
Partner
(MNo. 074814)

Form A (For Audit report with unmodified opinion Consolidated)

Name of Company	Rajratan Global Wire Ltd.
Annual Financial Statements for the year ended	31 st March 2016
Type of Audit Observation	Un-qualified
Frequency of observation	Not applicable




Mr. Sunil Chordia
Managing Director






Mr Hitesh Jain
Manager - Finance and Accounts



Mr Chandrashekhar Bobra
Chairman of Audit Committee



For Fadnis & Gupte
Chartered Accountants



CA Vikram Gupte
Partner
M. No. 074814
FRN No. 006600C

